

Checkers & Tic Tac Toe 3-5

By: Janet Lifshin

Lesson

"Life is more fun if you play games."

Roald Dahl, My Uncle Oswald

In today's digital world, many adults & children are spending time playing games on phones, computers & tablets. Going back in history, games have been a part of the human experience all around the world.

Game playing is considered one of the oldest forms of social interaction, inviting social bonding & teaching lessons. Game playing offers common features including agreed upon rules, the element of fiction, goals & personal enjoyment. There are lot of ways to play games such as using card, balls, nets, boards, marbles, or even yourself like for charades. Games can be as easy as Simon Say, Hide & Seek or as advanced as Chess. If you like playing sports, then you like games. One of the oldest board games we know of came from Ancient Egypt. Children often make up their own games using their imagination. Many families today like to spend time together playing games. It is easy to make your own game by looking at a game that you already know & adding your own idea. It is important to know the rules when you are playing games & to be a good sport.



Questions for students

How often do you play games?

Why is playing games important?

What is your favorite game?

If you were going to make a game what would it be about?

Have you ever thought of making a game out of recycled materials?



Materials

- * Thicker paper or cardboard
- * Scissors, Glue, Marker/Crayons
- Construction paper or colored file folders.
- Bottle caps, buttons, or other small items, 5 in one color, 5 in second color, 12 in third color, 12 in fourth color.
- Box or bag big enough to store your game in.

Other Learning Resources

Learn More About the History of Games

<https://www.mentalfloss.com/article/55562/origins-15-beloved-playground-games>

<https://www.fractuslearning.com/history-board-games-guide/>

<https://www.youtube.com/watch?v=TxVqkSaRljk>

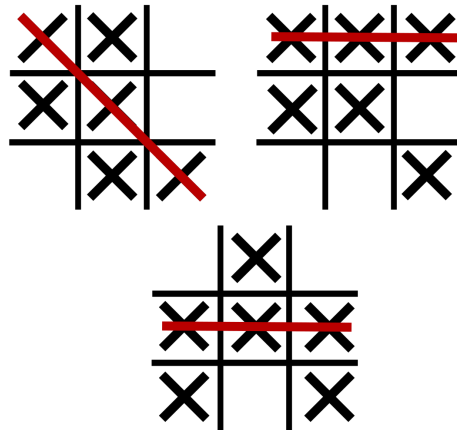
Video About How To Play Checkers

<https://www.youtube.com/watch?v=m0drB0cx8pQ>

Videos About How To Play Tic Tac Toe

<https://www.youtube.com/watch?v=5rVWUrYBz4M>

<https://www.youtube.com/watch?v=USEjXNCTvcc>

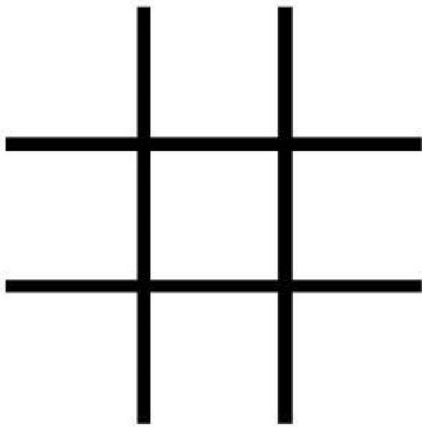


Instructions



For Checkers

1. Print the template provided or draw out your own based on the template. If you use the template, feel free to color it. Recommended to glue to cardboard.
2. Gather your checkers pieces, you can use bottle caps, buttons, pop tabs, or small things you can find multiples of. You will need 2 sets of 15. Ex ample, 15 bottle caps & 15 buttons. You can color them or paint them if you need to make them look different.
3. Find a box or bag that fits you game board & decorate it.
4. Play Checkers! Store for later use in your decorated box. Endless fun!



For Tic Tac Toe


1. Take piece of cardboard and with a nice dark marker draw out you Tic Tac Toe board, its like a big Hash Tag simple!
2. Gather your Tic Tac Toe pieces, you can use bottle caps, buttons, pop tabs, or small things you can find multiples of. You will need 2 sets of 5. Ex ample, 5 top tabs & 5 sea shells. You can color them or paint them if you need to make them look different.
3. Find a box or bag that fits you game board & decorate it.
4. Play Tic Tac Toe! Store for later use in your decorated box. So much fun, who needs video games!



**RESOURCE
DEPOT**

turning waste into wonder

Checkers Template



**RESOURCE
DEPOT**

turning waste into wonder